Integrity Data

Your people. Our priority.

Multi-Entity Management (MEM) Setup with Payroll NOW

Microsoft Dynamics 365 Business Central

Table of Contents

Prerequisites 3

Dimensions Setup 4

Payroll Setup 5

Payroll Company Setup 6

Payroll Employee 7

Hours Details 8

Expense Allocation 9

Prerequisites

Before configuring MEM with Payroll NOW, the following must be in place:

- Binary Stream Multi-Entity Management (MEM) must be installed and licensed in your Dynamics 365 Business Central environment.
- Payroll NOW by Integrity Data must be installed and licensed.
- The custom extension **PN_MEM_INTEGRATION** from Integrity Data, Inc. (1.0.0.1) must be installed. This extension is required for payroll transactions to post to BC (GL) with the correct due-to and due-from intercompany lines.

Dimensions Setup

Dimensions are the foundation of MEM. You will create a dimension that represents your company entities, and then define dimension values for each entity.

Search for “Dimensions”

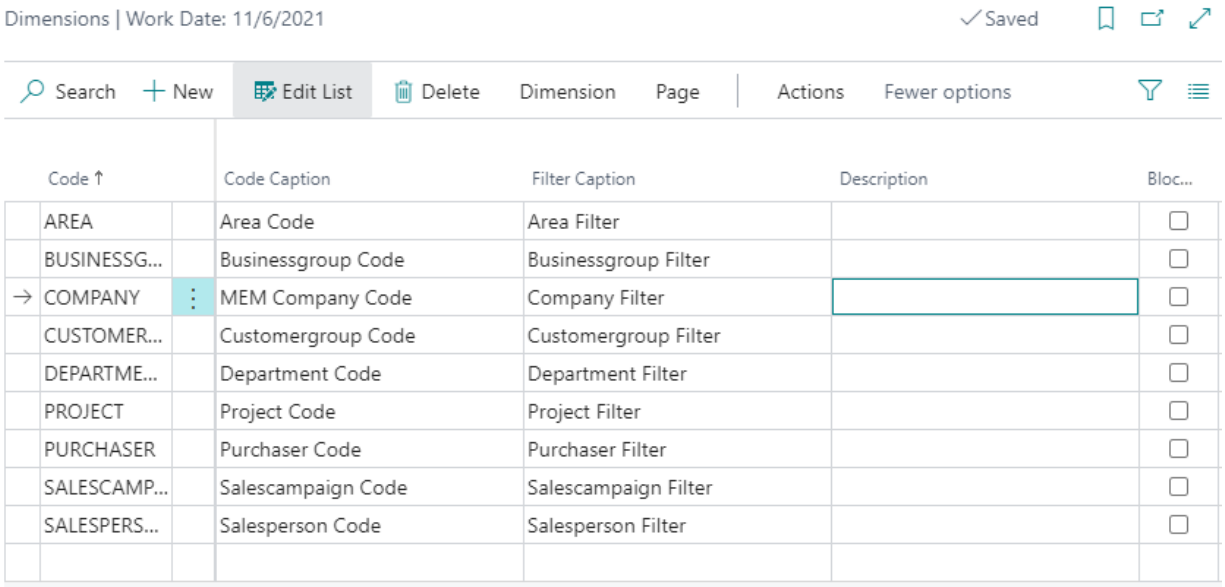

Code ↑	Code Caption	Filter Caption	Description	Bloc...
AREA	Area Code	Area Filter		☐
BUSINESSG...	Businessgroup Code	Businessgroup Filter		☐
COMPANY	MEM Company Code	Company Filter		☐
CUSTOMER...	Customergroup Code	Customergroup Filter		☐
DEPARTME...	Department Code	Department Filter		☐
PROJECT	Project Code	Project Filter		☐
PURCHASER	Purchaser Code	Purchaser Filter		☐
SALESCAMP...	Salescampaign Code	Salescampaign Filter		☐
SALESPERS...	Salesperson Code	Salesperson Filter		☐

The dimensions listed in this window will be available to select from the Payroll Setup menu.

On the Dimensions window, click **Dimension >> Dimension Values**

COMPANY · Company Group | Work Date: 11/6/2021 Saved

Dimension Values | Search | New | Edit List | Delete | Import Dimension Values | Page

Code	Name	Dimension Value Type	Totaling	Block...	Exclu... in Cons...
000	Head Office	Standard		☐	☐
100	East Coast Commercial Suppl...	Standard		☐	☐
200	Maritime Industries LLC	Standard		☐	☐
300	Mainland Building Supplies a...	Standard		☐	☐
400	Maritime Sales and Supplies	Standard		☐	☐
AREA	Area	Standard		☐	☐
NEWCOMPA...	New Company	Standard		☐	☐
PROD	Prod	Standard		☐	☐
SALES	Sales	Standard		☐	☐

These dimension values will be assigned to the payroll companies and, in turn, assigned to the employee.

Important: In addition to creating dimension values here, the dimension values must also be added to the **MEM Dimensions** page in order to be recognized by MEM within Business Central. If dimension values are not added to MEM Dimensions, they will not be available for selection in payroll setup or on employee cards.

Payroll Setup

Full Payroll Menu >> Setup >> Payroll Setup

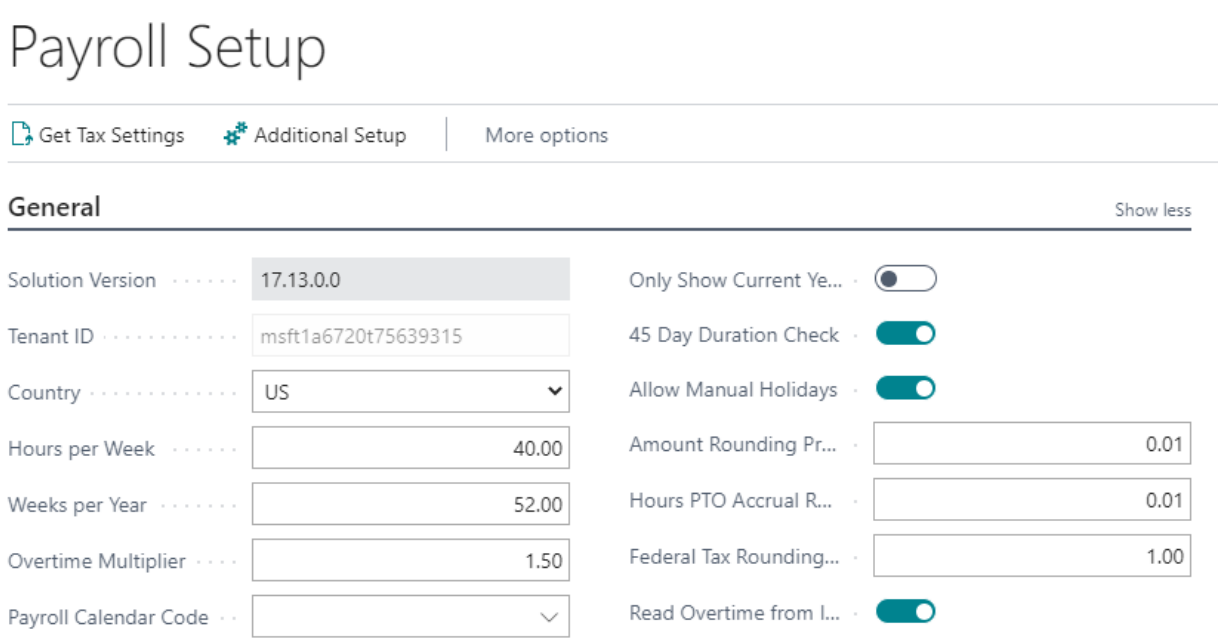

In order to use the MEM product with Payroll NOW, “Use Multi-Company” has to be enabled in the Advanced Settings section of Payroll Setup. Once this has been enabled, a Default Company Code (Payroll Company) has to be assigned.

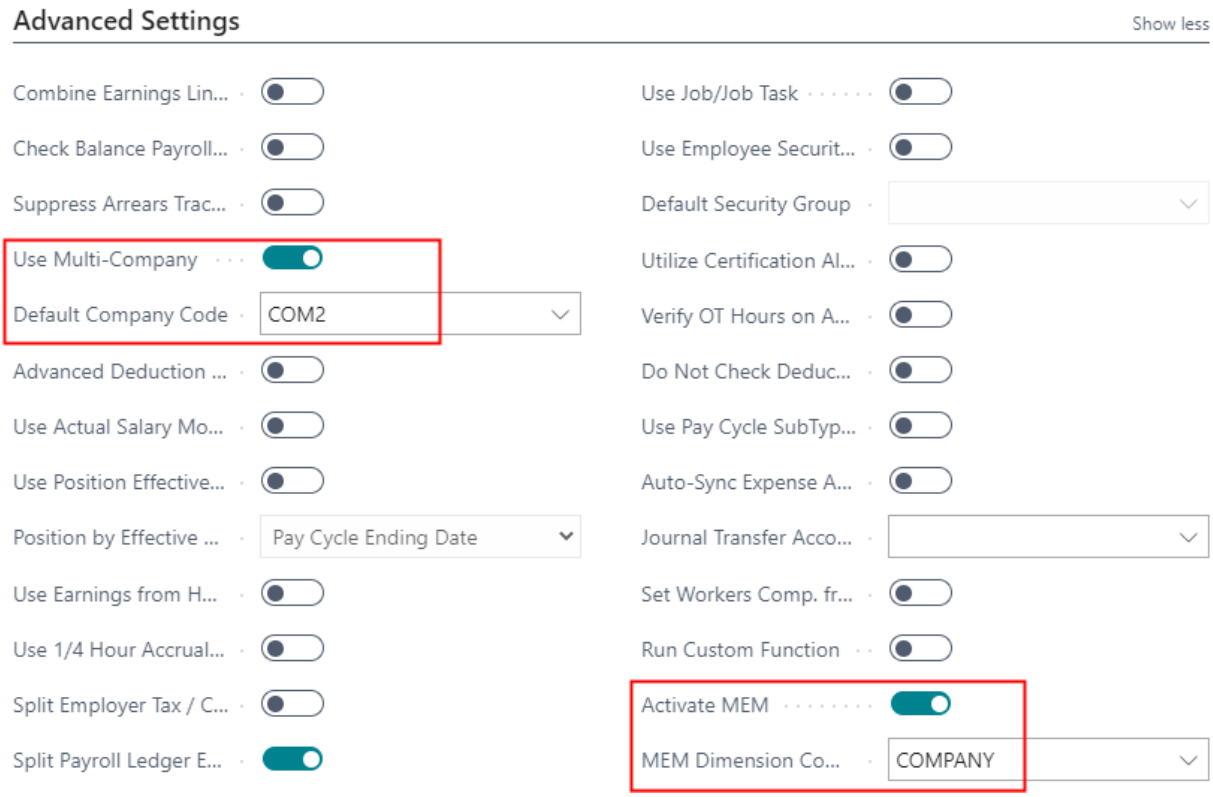

Once Multi-Company is enabled, MEM can be activated. Once activated, a MEM Dimension Code has to be assigned. The following message will appear:

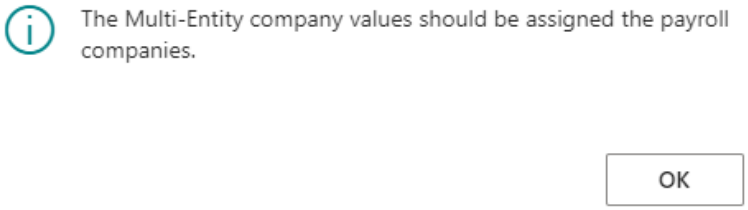

This is a reminder that payroll companies should have a corresponding MEM Dimension Company Code.

Payroll Company Setup

Each payroll company represents a legal entity or business unit that runs its own payroll. You will link each payroll company to a MEM company code.

Search for “Payroll Company Information List”

The companies listed here will be the Payroll Companies. Each of these payroll companies will be assigned a MEM Company Code, which are the dimension values from the Dimensions setup.

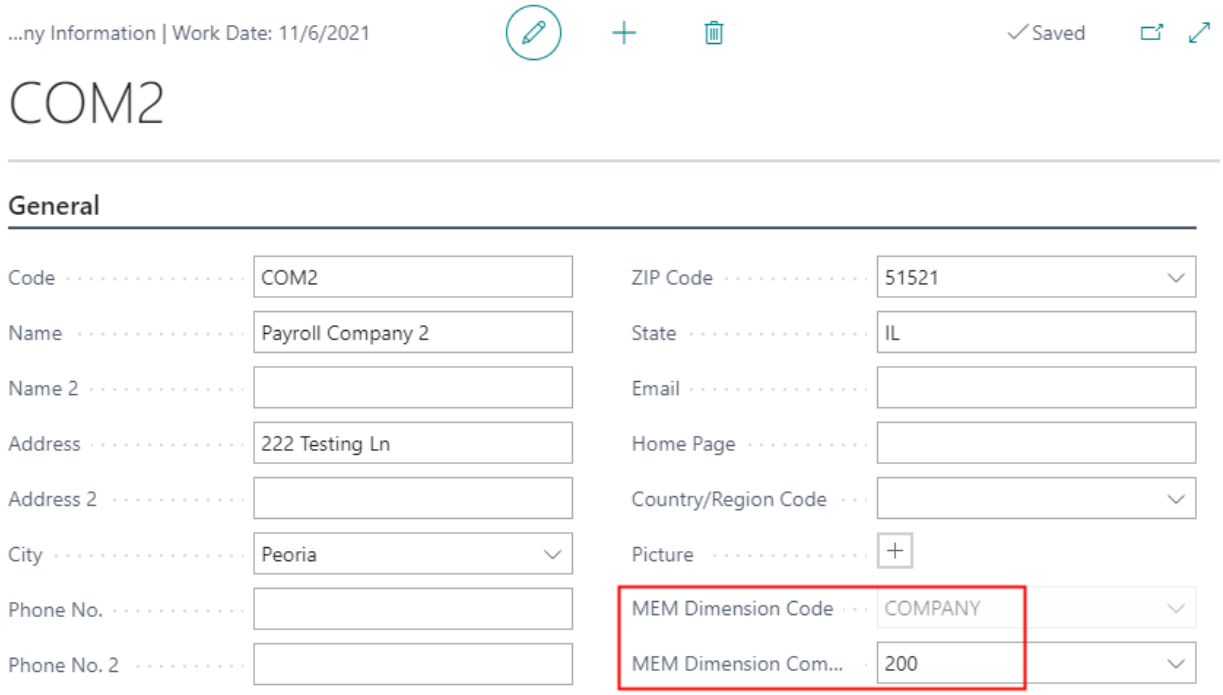

- The MEM Dimension Code can only be changed from the Payroll Setup window.
- The MEM Dimension Company Code will be rolled down to employees who are assigned to the corresponding Payroll Company.
- Each MEM Dimension Company Code is a unique combination with its Payroll Company. You cannot assign the same MEM value to more than one Payroll Company.

Payroll Employee

Full Payroll Menu >> Payroll Processing >> Payroll Employees

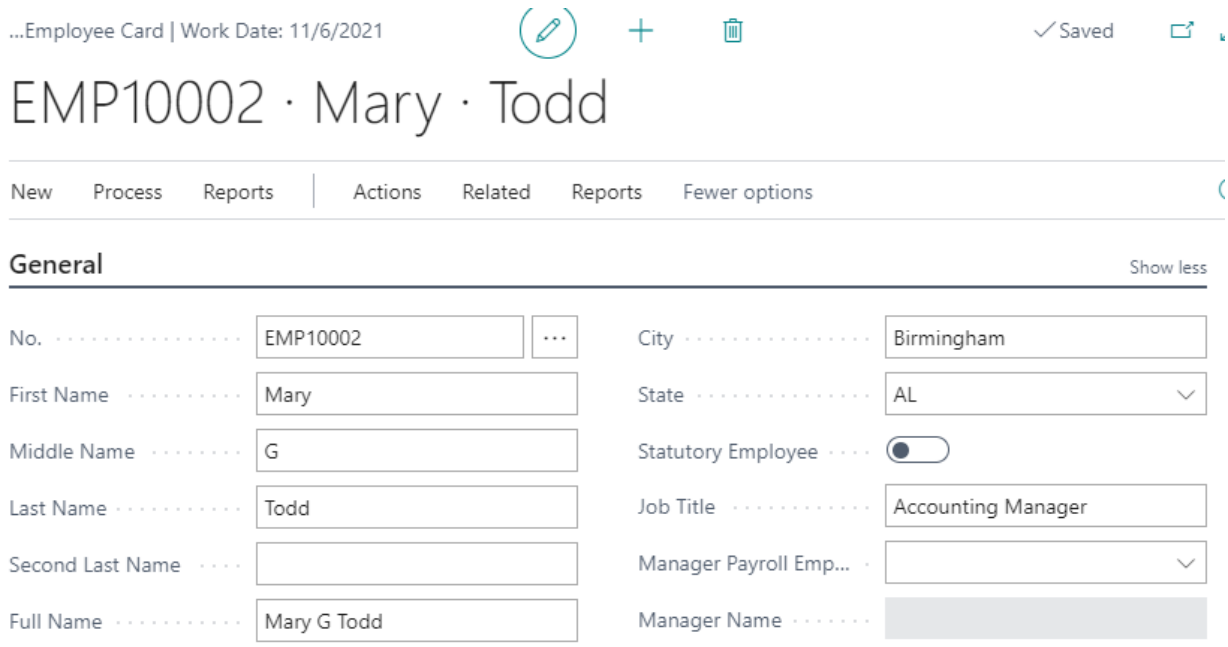

On the Payroll Employee Card, the MEM Dimension Company Code is displayed based on the employee's assigned Payroll Company. The MEM value and Payroll Company Code are linked, and changes to one will affect the other:

- If you change the **MEM Dimension Company Code** on the employee card, the Payroll Company Code will automatically update to match the company associated with that MEM value. If no Payroll Company has been set up with that MEM value yet, the system will assign the dimension value to the employee's current Company Code.
- The Company Code and MEM value are a **unique combination** on the Payroll Company List. You cannot have two companies with the same MEM value.

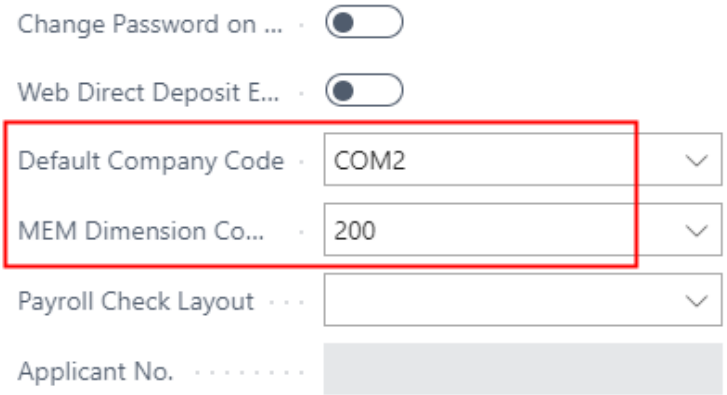

Hours Details

Full Payroll Menu >> Payroll Processing >> Hours Details

When creating hours for an employee, the Payroll Company Code and the MEM Company Code appear on the Hours Details window. The values default based on what is configured on the Employee Card.

To allocate hours to a different entity, select a different **Payroll Company Code** that has the MEM value you are looking for. MEM itself does not use Payroll Company Codes—it only recognizes the MEM Dimension Company Code. The Payroll Company Code is the mechanism within Payroll NOW to select the correct MEM value.

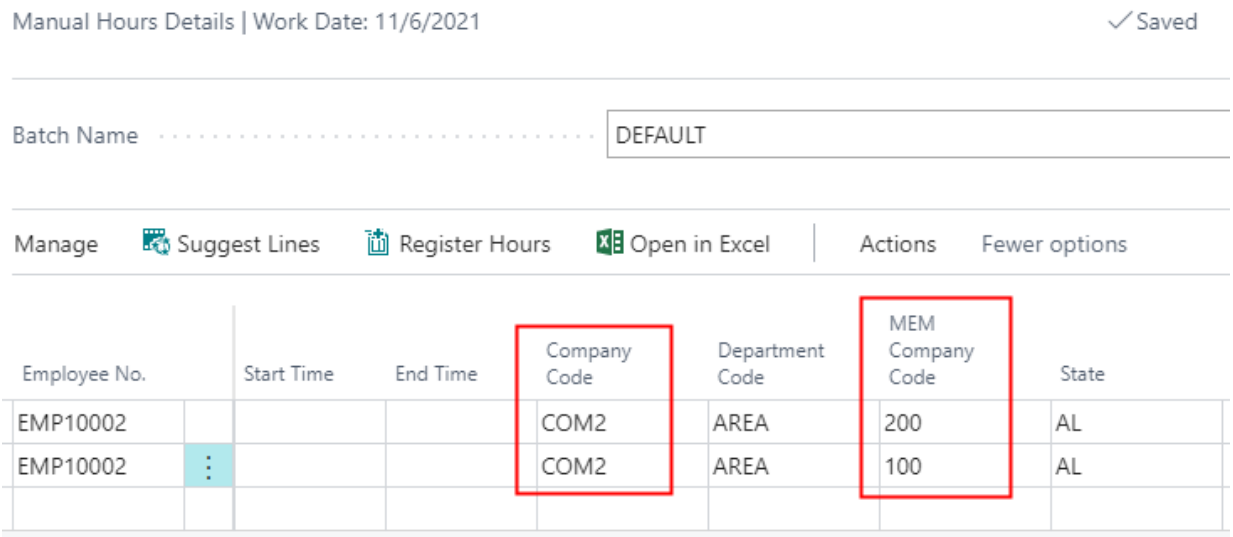

Expense Allocation

Employee Expense Allocation Template

From Employee Card, click on Related >> Employee >> Employee Expense Allocation Template

Expense Allocation Template | Work Date: 11/6/2021

Search | New | Edit List | Delete | Page

Allocation Percentage	Department Code	MEM Company Code	Payroll Dimension 3 Code	Payroll Dimen Code
50.00	AREA	200		
50.00	AREA	100		

The MEM Company Code is able to be assigned to the Employee Expense Allocation Template.

Expense Allocation on Payroll Document

From Payroll Document, Lines >> Manage >> Payroll Expense Allocation

Edit - Expense Allocation

Search | New | Edit List | Delete | Page

Hours	Quantity	Rate per Hour / Piece	Total Amount	Department Code	MEM Company Code	Position Code	Position Department	Position Category
80.00		31.25	2,500.00	AREA	200	ADMIN	OFFICE	ACCOUNTING

The MEM Company Code is brought into the Expense Allocation report based on the Payroll Company for the document.

Questions / Resources

If you have questions or comments please email support@integrity-data.com.

Last Review: 02/2026

Key Words: MEM, Multi-Entity Management, Payroll Company, Dimensions, Expense Allocation
Categories: Payroll NOW by Integrity Data
KB Number: KB-MEM-001